



# Illinois Environmental Protection Agency

Bureau of Water • 1021 N. Grand Avenue E. • P.O. Box 19276 • Springfield • Illinois • 62794-9276

## Division of Water Pollution Control ANNUAL FACILITY INSPECTION REPORT

### for NPDES Permit for Storm Water Discharges from Separate Storm Sewer Systems (MS4)

*This fillable form may be completed online, a copy saved locally, printed and signed before it is submitted to the Compliance Assurance Section at the above address. Complete each section of this report.*

Report Period: From March, 2016 To March, 2017

Permit No. ILR40 00208

#### MS4 OPERATOR INFORMATION: (As it appears on the current permit)

Name: Village of Harwood Heights Mailing Address 1: 7300 W. Wilson Ave  
Mailing Address 2: \_\_\_\_\_ County: Cook  
City: Harwood Heights State: IL Zip: 60706 Telephone: 708-867-7206  
Contact Person: George Assimakopoulos Email Address: george444@harwoodheights.org  
(Person responsible for Annual Report)

#### Name(s) of governmental entity(ies) in which MS4 is located: (As it appears on the current permit)

Village of Harwood Heights

#### THE FOLLOWING ITEMS MUST BE ADDRESSED.

A. Changes to best management practices (check appropriate BMP change(s) and attach information regarding change(s) to BMP and measurable goals.)

- |  |                          |   |                          |
|--|--------------------------|---|--------------------------|
| 1. Public Education and Outreach             | <input type="checkbox"/> | 4. Construction Site Runoff Control       | <input type="checkbox"/> |
| 2. Public Participation/Involvement          | <input type="checkbox"/> | 5. Post-Construction Runoff Control       | <input type="checkbox"/> |
| 3. Illicit Discharge Detection & Elimination | <input type="checkbox"/> | 6. Pollution Prevention/Good Housekeeping | <input type="checkbox"/> |

B. Attach the status of compliance with permit conditions, an assessment of the appropriateness of your identified best management practices and progress towards achieving the statutory goal of reducing the discharge of pollutants to the MEP, and your identified measurable goals for each of the minimum control measures.

C. Attach results of information collected and analyzed, including monitoring data, if any during the reporting period.

D. Attach a summary of the storm water activities you plan to undertake during the next reporting cycle ( including an implementation schedule.)

E. Attach notice that you are relying on another government entity to satisfy some of your permit obligations (if applicable).

F. Attach a list of construction projects that your entity has paid for during the reporting period.

**Any person who knowingly makes a false, fictitious, or fraudulent material statement, orally or in writing, to the Illinois EPA commits a Class 4 felony. A second or subsequent offense after conviction is a Class 3 felony. (415 ILCS 5/44(h))**

George Assimakopoulos  
Owner Signature:

George Assimakopoulos  
Printed Name:

3-15-17  
Date:

Water & Sewer Foreman  
Title:

EMAIL COMPLETED FORM TO: [epa.ms4annualinsp@illinois.gov](mailto:epa.ms4annualinsp@illinois.gov)

or Mail to: ILLINOIS ENVIRONMENTAL PROTECTION AGENCY  
WATER POLLUTION CONTROL  
COMPLIANCE ASSURANCE SECTION #19  
1021 NORTH GRAND AVENUE EAST  
POST OFFICE BOX 19276  
SPRINGFIELD, ILLINOIS 62794-9276

This Agency is authorized to require this information under Section 4 and Title X of the Environmental Protection Act (415 ILCS 5/4, 5/39). Failure to disclose this information may result in: a civil penalty of not to exceed \$50,000 for the violation and an additional civil penalty of not to exceed \$10,000 for each day during which the violation continues (415 ILCS 5/42) and may also prevent this form from being processed and could result in your application being denied. This form has been approved by the Forms Management Center.

The Village of  
**Harwood  
Heights**

*Dedicated to Serving People with Pride*

Mayor  
ARLENE C. JEZIERNY

Village Clerk  
MARCIA L. POLLOWY

Trustees  
MARK DOBRZYCKI  
MICHAEL J. GADZINSKI  
DEMETRIOS MOUGOLIAS  
THERESE SCHUEPFER  
LAWRENCE R. STEINER  
LESTER SZLENDAK

Dear Allan Keller:

The Village of Harwood Heights is requesting a waiver for the MS4 NPDES Phase II Storm Water Program. The population in our community is only 8,661. Our permit # is ILR4010208. If there is any question please feel free to call me at 708-867-7200

Thank you,

George Assimakopoulos

Village of Harwood Hts.

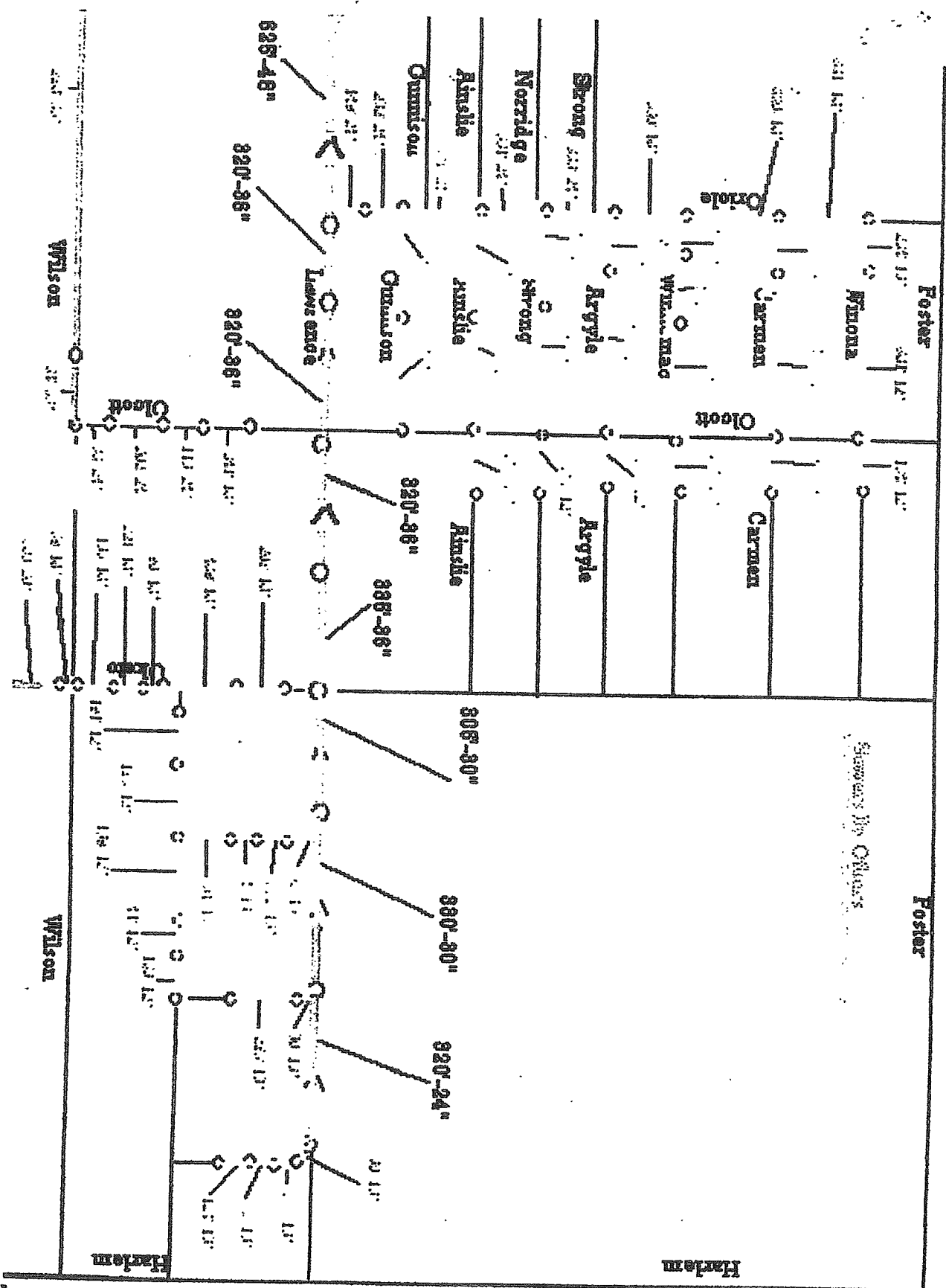
# Village of Harwood Heights NPDES Phase 11

## National Pollutant Discharge Elimination System

Activity	6/13.	8/14.	5/15.	5/16.
<b>A. Public Education and Outreach</b>				
A. 1 Distributed Paper Material				
Include storm water articles in quarterly newsletter	X			
Prepare information for industrial/commercial packets				
Distribute information sheets in industrial/commercial packets				
A. 1 Distributed Paper Material				
Continue Distributing calendar with lawn sprinkling requirements	X	X	X	X
A. 6 Other Public Education				
Acquire information for posting on website				
Post storm water related information on Village Website	X			
<b>B. Public Involvement and Participation</b>				
B. 4 Public Hearing				
Meet public notice requirements	X	X	X	X
B. 4 Public Hearing				
Hold public meeting to present NPDES Phase II Program				
Present ongoing program summary at annual public meeting	X	X	X	X
B. 5 Volunteer Monitoring				
Post Village Hall phone number for storm-related complaints	X	X	X	X
<b>C. Illicit Discharge Detection and Elimination</b>				
C. 1 Storm sewer map preparation				
Review existing storm sewer and outfall mapping	X	X	X	X
Compile as-built drawings	X	X	X	X
Begin updating storm sewer atlas and outfalls	X	X	X	X
C. 2 Regulatory Control Program				
Review existing ordinance language	X	X	X	X
Revise ordinance as needed	X	X	X	X
Adopt ordinance amendment				
Implement and enforce new ordinance provisions	X	X	X	X
C. 3 Detection/Elimination Prioritization Plan				
Develop policy and procedures for detection	X	X	X	X
Educate employees on new policy and procedures	X	X	X	X
C. 5 Illicit source removal procedures				
Notify citizens of West Central Municipal Conference on hazardous waste disposal	X	X	X	X
C. 7 Visual Dry Weather Screening				
Prioritize areas for dry weather screening				
Begin dry weather screening activities				
Continue dry weather screening activities	X			
C. 9 Public Notification				
Post info in newsletter about illicit discharges				
Post info on Village website about illicit discharges	X			
Distribute commercial/industrial informational packet				
<b>Construction Site Runoff Control</b>				
D. 1 Regulatory Control Program				
Develop an erosion control ordinance for sites > 1 acre				

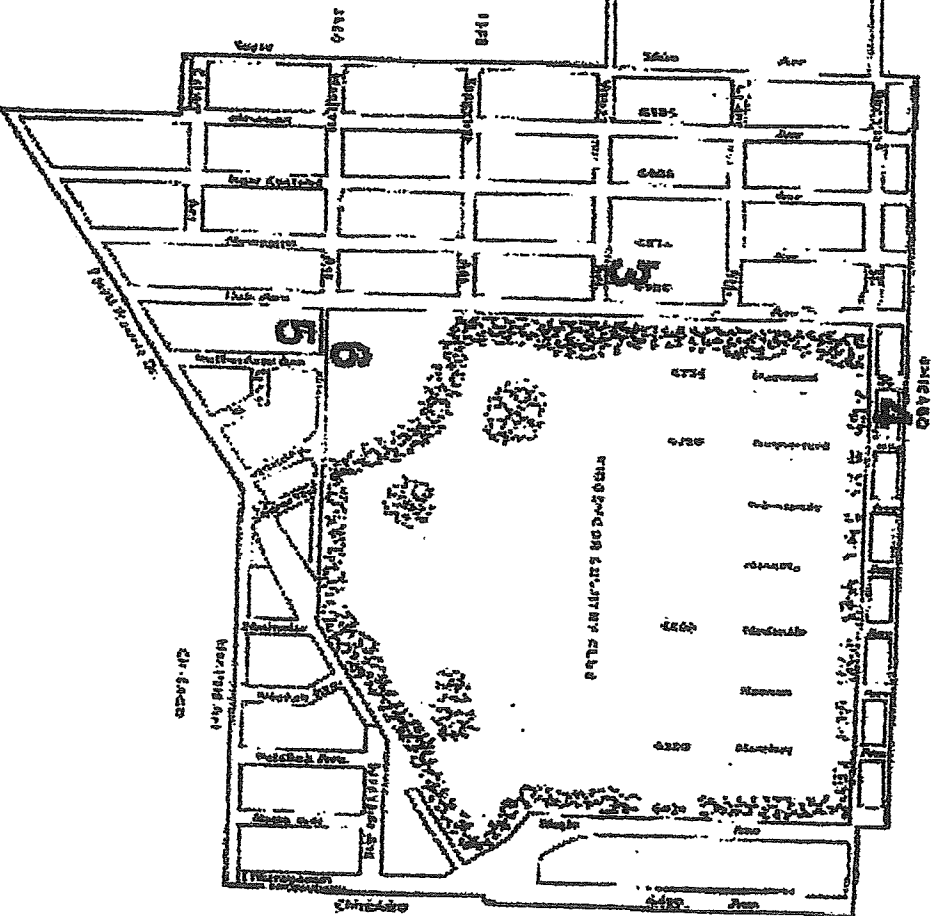
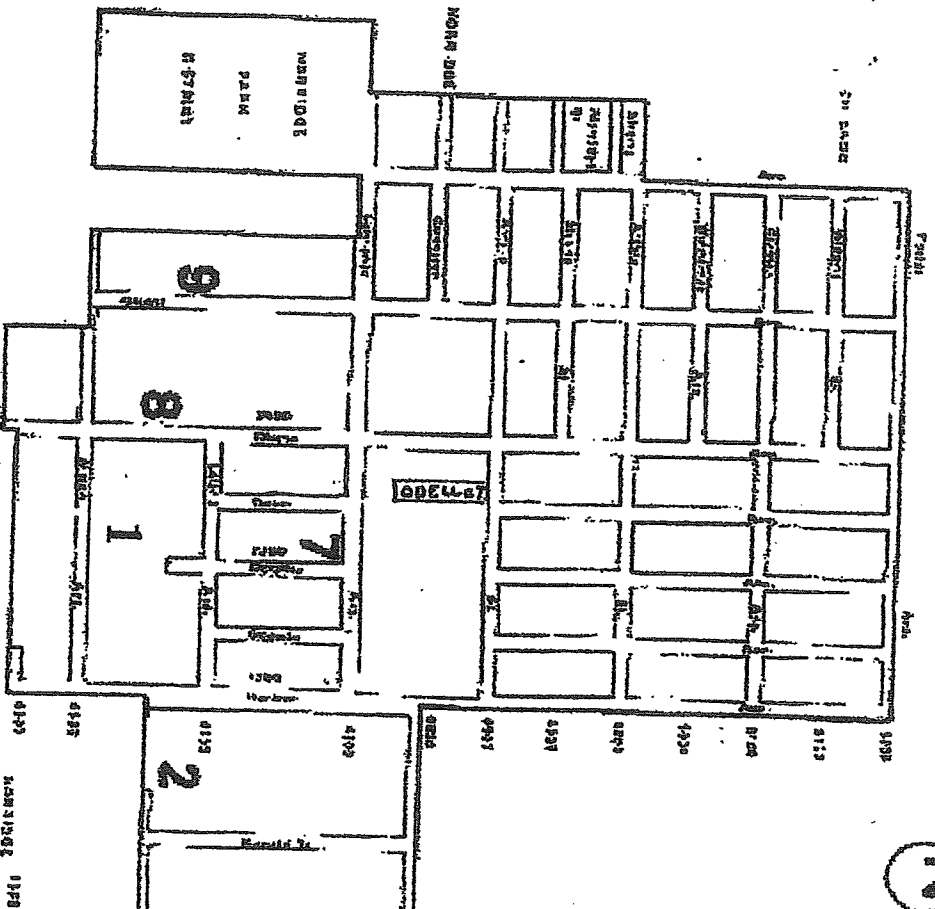
Develop an erosion control ordinance for sites < 1 acre				
Adopt new/revised ordinance				
Implement and enforce new ordinance	X	X	X	X
<b>D. 2 Erosion and Sediment Control BMPs</b>				
Develop list of minimum BMPs				
Require and enforce new ordinance	X	X	X	X
<b>D. 4 Site Plan Review Procedures</b>				
Establish and document procedure for site plan review				
Continue revised procedures for site plan review	X	X	X	X
<b>D. 5 Public Information Handling Procedures</b>				
Publish public input phone number, establish documentation				
Continue to publish phone number for public input	X			
<b>D. 6 Site Inspections/Enforcement Procedures</b>				
Establish /document inspection guidelines, develop checklist				
Educate inspectors on proper inspection techniques	X	X	X	X
<b>D. 6 Site Inspections/Enforcement Procedures</b>				
Develop new ordinance for site inspection/enforcement				
Adopt new/revised ordinance				
Implement and enforce new ordinance	X	X	X	X
<b>E. Post-Construction Runoff Control</b>				
<b>E. 2 Regulatory Control Runoff</b>				
Develop new ordinance for control of post-construction run-off				
Adopt new/revised ordinance				
Implement and enforce new ordinance	X	X	X	X
<b>E. 3 Long Term O&amp;M Procedures</b>				
Inventory areas for needed & existing BMPs				
Update BMP maintenance schedule	X			
<b>E. 4 Pre-Construction Review of BMP Designs</b>				
Establish and document procedure for site plan review				
Continue revised procedures for site plan review	X	X	X	X
<b>E. 5 Site Inspections During Construction</b>				
Establish construction inspection guidelines, develop checklist	X	X	X	X
Educate inspectors on proper inspection techniques	X	X	X	X
<b>E. 6 Post Construction Inspections</b>				
Establish post-const. inspection guidelines, develop checklist				
Educate inspectors on proper inspection techniques	X	X	X	X
<b>F. Pollution Prevention/Good Housekeeping</b>				
<b>F. 1 Employee Training Program</b>				
Compile educational materials for municipal employees				
Conduct employee training sessions	X			
<b>F. 2 Inspection and Maintenance Program</b>				
Review schedule for catch basin cleaning and revise	X			
Continue catch basin cleaning program	X	X	X	X
<b>F. 2 Inspection and Maintenance Program</b>				
Review existing street sweeping program				
Continue street sweeping program	X	X	X	X
<b>F. 3 Muni Operations Storm Water Control</b>				
Inventory maintenance facilities and pollution prevention				
Determine and schedule upgrades at maintenance facilities	X	X	X	X
<b>F. 4 Muni Operations Waste Disposal</b>				

Inventory facilities that handle hazardous waste				
Create spill prevention plan and distribute to employees	X			
F. 6 Other Municipal Operations Controls				
Review and record existing salt storage procedures				
Evaluate salt storage and application options				
Make any changes necessary	X	X	X	X






THE VILLAGE of  
HARWOOD HEIGHTS  
7300 West Wilson Avenue  
Harwood Heights, Illinois 60706  
Telephone: 708-867-7200



1. Village Hall, Police Department, Business Offices
2. Water Reservoir, Public Works Office and Garage
3. Union Ridge School, School District #88
4. Church of the Open Door
5. Union Ridge Bible School
6. St. Rose's Catholic Church
7. Norwood Park Township Fire Station
8. Water Tower
9. Eisenhower Public Library

# Be Responsible!!!



## Please...Clean up after your dog.

Be proud to be seen picking up after your dog. Picking up shows pride in your community, in yourself, and in your dog. You set a great example for others, you keep our village clean and you help create a brighter future for dogs and their people.

### VILLAGE OF HARWOOD HEIGHTS - VILLAGE CODE 6.08.030, SECTION D- REMOVAL OF FECES

The owner of every animal shall be responsible for the removal and sanitary disposition of any feces deposited by his/her animal anywhere in the village. When accompanying the animal outside his/her property, the owner shall have on his/her person suitable means for the removal of such feces and a depository for the transmission of feces to a receptacle located upon property owned or possessed by such person. The legally blind which are being led outside of their property by a guide dog shall be exempt from this section. No dog, cat, or other animal shall be walked in an area where signs prohibit such action. Please respect your fellow residents and show common courtesy when walking your dog. Any person in violation will be ticketed.



Chippaboo



**Specification<sup>®</sup>**  
3N80

- PROJECT:** Stormwater Lift Station  
Oriole Avenue Pump Station  
Harwood Heights, Illinois
- Application:** Duplex Concrete Lift Station
- Model:** (2) Hydromatic Model S3SD300M3/4-4 Submersible Pump with 50' Length of cords.
- Capacity:** 137.5 GPM @ 25 FT. TDH with 3" discharge.
- Motor(s):** 3 HP, 1750 RPM, 460 Voltage, 3 Phase, 60 Hz., 1.2 S.F.
- Control:** (1) Mercury level switch with 50' cords.
- Control Panel:** Furnished  
Control panel to include magnetic starters, circuit breakers, run lights, H-O-A switches, electric alternator, panel disconnect switch, etms, heat & seal failure sensors, duplex convenience outlet all in a pole mounted enclosure.
- Alarm:** Alarm Light with Dim-Glow and Alarm Battery Back-Up.
- Basin:** 5'-0" dia. x 20'-0" deep Concrete with MTM Lift-Out System.  
(Concrete, Piping & Valves By Contractor)
- Accessories:** (1) Duplex Aluminum Wet Well Access Hatch Model APD300-24x38  
(2) 3" MTM Base/discharge Elbow Assembly  
(2) 3" MTM Sealing Flange Assembly  
(2) 20' Lengths of 3/16" Stainless Steel Lifting Chain  
(8) 10' Lengths of 1.5" Stainless Steel Guiderails  
(1) Duplex Set of Lower Guiderail Supports  
(1) Duplex Set of Intermediate Guiderail Supports  
(1) Duplex Set of Upper Guiderail Supports  
(1) Stainless Steel 4 Float Mounting Bracket  
(1) Stainless Steel Chain & 10 lb. Cast Iron Anchor Float Mounting System  
(1) Heat & Seal Failure Probes (per pump)