



Illinois Environmental Protection Agency

Bureau of Water • 1021 N. Grand Avenue E. • P.O. Box 19276 • Springfield • Illinois • 62794-9276

Division of Water Pollution Control ANNUAL FACILITY INSPECTION REPORT

for NPDES Permit for Storm Water Discharges from Separate Storm Sewer Systems (MS4)

This fillable form may be completed online, a copy saved locally, printed and signed before it is submitted to the Compliance Assurance Section at the above address. Complete each section of this report.

Report Period: From March, 2014 To March, 2015

Permit No. ILR40 00208

MS4 OPERATOR INFORMATION: (As it appears on the current permit)

Name: Village of Harwood Heights Mailing Address 1: 7300 W. Wilson Ave
Mailing Address 2: County: Cook
City: Harwood Heights State: IL Zip: 60706 Telephone: 708-867-7206
Contact Person: George Assimakopoulos Email Address: george444@harwoodheights.org
(Person responsible for Annual Report)

Name(s) of governmental entity(ies) in which MS4 is located: (As it appears on the current permit)

Village of Harwood Heights

THE FOLLOWING ITEMS MUST BE ADDRESSED.

A. Changes to best management practices (check appropriate BMP change(s) and attach information regarding change(s) to BMP and measurable goals.)

- | | | | |
|----------------------------------------------|--------------------------|-------------------------------------------|--------------------------|
| 1. Public Education and Outreach | <input type="checkbox"/> | 4. Construction Site Runoff Control | <input type="checkbox"/> |
| 2. Public Participation/Involvement | <input type="checkbox"/> | 5. Post-Construction Runoff Control | <input type="checkbox"/> |
| 3. Illicit Discharge Detection & Elimination | <input type="checkbox"/> | 6. Pollution Prevention/Good Housekeeping | <input type="checkbox"/> |

B. Attach the status of compliance with permit conditions, an assessment of the appropriateness of your identified best management practices and progress towards achieving the statutory goal of reducing the discharge of pollutants to the MEP, and your identified measurable goals for each of the minimum control measures.

C. Attach results of information collected and analyzed, including monitoring data, if any during the reporting period.

D. Attach a summary of the storm water activities you plan to undertake during the next reporting cycle (including an implementation schedule.)

E. Attach notice that you are relying on another government entity to satisfy some of your permit obligations (if applicable).

F. Attach a list of construction projects that your entity has paid for during the reporting period.

Any person who knowingly makes a false, fictitious, or fraudulent material statement, orally or in writing, to the Illinois EPA commits a Class 4 felony. A second or subsequent offense after conviction is a Class 3 felony. (415 ILCS 5/44(h))

George Assimakopoulos
Owner Signature:
George Assimakopoulos
Printed Name:

5-28-15
Date:
5-28-15
Title:

EMAIL COMPLETED FORM TO: epa.ms4annualinsp@illinois.gov

or Mail to: ILLINOIS ENVIRONMENTAL PROTECTION AGENCY
WATER POLLUTION CONTROL
COMPLIANCE ASSURANCE SECTION #19
1021 NORTH GRAND AVENUE EAST
POST OFFICE BOX 19276
SPRINGFIELD, ILLINOIS 62794-9276

The Village of
**Harwood
Heights**

Dedicated to Serving People with Pride

Mayor
ARLENE C. JEZIERNY

Village Clerk
MARCIA L. FOLLOWY

Trustees
MARK DOBRZYCKI
MICHAEL J. GADZINSKI
DEMETRIOS MOUGOLIAS
THERESE SCHUEPFER
LAWRENCE R. STEINER
LESTER SZLENDAK

Dear Allan Keller:

The Village of Harwood Heights is requesting a waiver for the MS4 NPDES Phase II Storm Water Program. The population in our community is only 8,661. Our permit # is ILR4010208. If there is any question please feel free to call me at 708-867-7200

Thank you,

George Assimakopoulos

Village of Harwood Hts.

Village of Harwood Heights

NPDES Phase 11

National Pollutant Discharge Elimination System

Activity	4/10.	4/11.	4/12.	6/13.	8/14.
A. Public Education and Outreach					
A. 1 Distributed Paper Material					
Include storm water articles in quarterly newsletter	X	X	X		
Prepare information for industrial/commercial packets					
Distribute information sheets in industrial/commercial packets					
A. 1 Distributed Paper Material					
Continue Distributing calendar with lawn sprinkling requirements	X	X	X	X	X
A. 6 Other Public Education					
Acquire information for posting on website					
Post storm water related information on Village Website	X	X	X	X	
B. Public Involvement and Participation					
B. 4 Public Hearing					
Meet public notice requirements	X	X	X	X	X
B. 4 Public Hearing					
Hold public meeting to present NPDES Phase II Program					
Present ongoing program summary at annual public meeting	X	X	X	X	X
B. 5 Volunteer Monitoring					
Post Village Hall phone number for storm-related complaints	X	X	X	X	X
C. Illicit Discharge Detection and Elimination					
C. 1 Storm sewer map preparation					
Review existing storm sewer and outfall mapping		X	X	X	X
Compile as-built drawings			X	X	X
Begin updating storm sewer atlas and outfalls	X	X	X	X	X
C. 2 Regulatory Control Program					
Review existing ordinance language		X	X	X	X
Revise ordinance as needed	X	X	X	X	X
Adopt ordinance amendment					
Implement and enforce new ordinance provisions	X	X	X	X	X
C. 3 Detection/Elimination Prioritization Plan					
Develop policy and procedures for detection			X	X	X
Educate employees on new policy and procedures	X	X	X	X	X
C. 5 Illicit source removal procedures					
Notify citizens of West Central Municipal Conference on hazardous waste disposal	X	X	X	X	X
C. 7 Visual Dry Weather Screening					
Prioritize areas for dry weather screening					
Begin dry weather screening activities					
Continue dry weather screening activities	X	X	X		
C. 9 Public Notification					
Post info in newsletter about illicit discharges					
Post info on Village website about illicit discharges	X	X	X		
Distribute commercial/industrial informational packet					
Construction Site Runoff Control					
D. 1 Regulatory Control Program					
Develop an erosion control ordinance for sites > 1 acre					

Develop an erosion control ordinance for sites < 1 acre					
Adopt new/revised ordinance					
Implement and enforce new ordinance	X	X	X	X	X
D. 2 Erosion and Sediment Control BMPs					
Develop list of minimum BMPs					
Require and enforce new ordinance	X	X	X	X	X
D. 4 Site Plan Review Procedures					
Establish and document procedure for site plan review					
Continue revised procedures for site plan review	X	X	X	X	X
D. 5 Public Information Handling Procedures					
Publish public input phone number, establish documentation					
Continue to publish phone number for public input	X	X	X		
D. 6 Site Inspections/Enforcement Procedures					
Establish /document inspection guidelines, develop checklist					
Educate inspectors on proper inspection techniques	X	X	X	X	X
D. 6 Site Inspections/Enforcement Procedures					
Develop new ordinance for site inspection/enforcement					
Adopt new/revised ordinance					
Implement and enforce new ordinance	X	X	X	X	X
E. Post-Construction Runoff Control					
E. 2 Regulatory Control Runoff					
Develop new ordinance for control of post-construction run-off					
Adopt new/revised ordinance					
Implement and enforce new ordinance	X	X	X	X	X
E. 3 Long Term O&M Procedures					
Inventory areas for needed & existing BMPs					
Update BMP maintenance schedule	X	X	X		
E. 4 Pre-Construction Review of BMP Designs					
Establish and document procedure for site plan review					
Continue revised procedures for site plan review	X	X	X	X	X
E. 5 Site Inspections During Construction					
Establish construction inspection guidelines, develop checklist				X	X
Educate inspectors on proper inspection techniques	X	X	X	X	X
E. 6 Post Construction Inspections					
Establish post-const. inspection guidelines, develop checklist					
Educate inspectors on proper inspection techniques	X	X	X	X	X
F. Pollution Prevention/Good Housekeeping					
F. 1 Employee Training Program					
Compile educational materials for municipal employees					
Conduct employee training sessions	X	X	X	X	
F. 2 Inspection and Maintenance Program					
Review schedule for catch basin cleaning and revise				X	
Continue catch basin cleaning program	X	X	X	X	X
F. 2 Inspection and Maintenance Program					
Review existing street sweeping program	X				
Continue street sweeping program	X	X	X	X	X
F. 3 Muni Operations Storm Water Control					
Inventory maintenance facilities and pollution prevention					
Determine and schedule upgrades at maintenance facilities	X	X	X	X	X
F. 4 Muni Operations Waste Disposal					


Inventory facilities that handle hazardous waste					
Create spill prevention plan and distribute to employees		X	X	X	
F. 6 Other Municipal Operations Controls					
Review and record existing salt storage procedures					
Evaluate salt storage and application options					
Make any changes necessary	X	X	X	X	X

Specifications

3N806,


- PROJECT:** Stormwater Lift Station
Oriole Avenue Pump Station
Harwood Heights, Illinois
- Application:** Duplex Concrete Lift Station
- Model:** (2) Hydromatic Model S3SD300M3/4-4 Submersible Pump with 50' Length of cords.
- Capacity:** 137.5 GPM @ 25 FT. TDH with 3" discharge.
- Motor(s):** 3 HP, 1750 RPM, 460 Voltage, 3 Phase, 60 Hz., 1.2 S.F.
- Control:** (1) Mercury level switch with 50' cords.
- Control Panel:** Furnished
Control panel to include magnetic starters, circuit breakers, run lights, H-O-A switches, electric alternator, panel disconnect switch, etrms, heat & seal failure sensors, duplex convenience outlet all in a pole mounted enclosure.
- Alarm:** Alarm Light with Dim-Glow and Alarm Battery Back-Up.
- Basin:** 5'-0" dia. x 20'-0" deep Concrete with MTM Lift-Out System.
(Concrete, Piping & Valves By Contractor)
- Accessories:** (1) Duplex Aluminum Wet Well Access Hatch Model APD300-24x38
(2) 3" MTM Base/discharge Elbow Assembly
(2) 3" MTM Sealing Flange Assembly
(2) 20' Lengths of 3/16" Stainless Steel Lifting Chain
(8) 10' Lengths of 1.5" Stainless Steel Guiderails
(1) Duplex Set of Lower Guiderail Supports
(1) Duplex Set of Intermediate Guiderail Supports
(1) Duplex Set of Upper Guiderail Supports
(1) Stainless Steel 4 Float Mounting Bracket
(1) Stainless Steel Chain & 10 lb. Cast Iron Anchor Float Mounting System
(1) Heat & Seal Failure Probes (per pump)

Chapman



Not taken with permission from Canadian authorities © Her Majesty the Queen in Right of Canada.

Be Responsible!!!



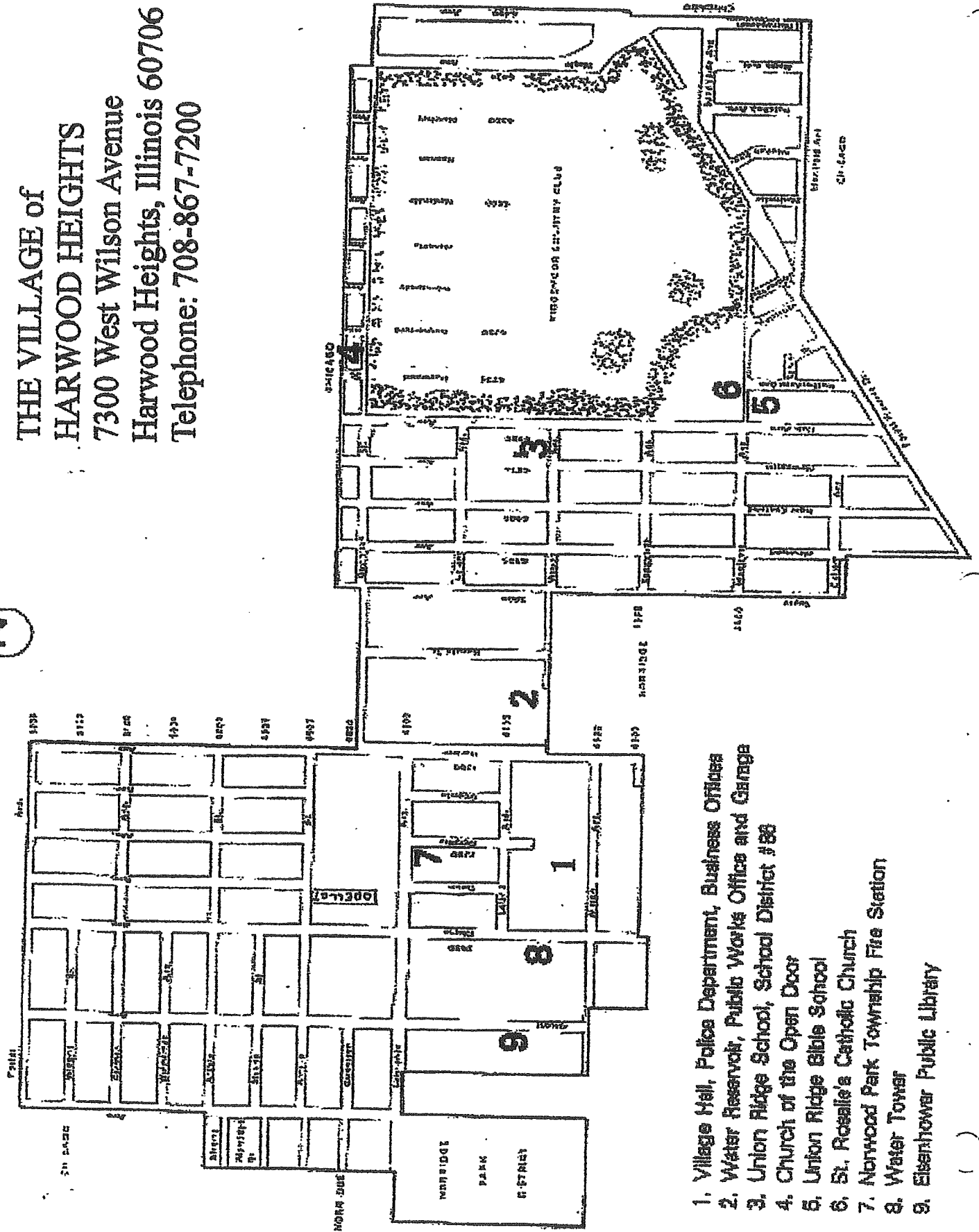
Please...Clean up after your dog.

Be proud to be seen picking up after your dog. Picking up shows pride in your community, in yourself, and in your dog. You set a great example for others, you keep our village clean and you help create a brighter future for dogs and their people.

VILLAGE OF HARWOOD HEIGHTS - VILLAGE CODE 6.08.030, SECTION D- REMOVAL OF FECES

The owner of every animal shall be responsible for the removal and sanitary disposition of any feces deposited by his/her animal anywhere in the village. When accompanying the animal outside his/her property, the owner shall have on his/her person suitable means for the removal of such feces and a depository for the transmission of feces to a receptacle located upon property owned or possessed by such person. The legally blind which are being led outside of their property by a guide dog shall be exempt from this section. No dog, cat, or other animal shall be walked in an area where signs prohibit such action. Please respect your fellow residents and show common courtesy when walking your dog. Any person in violation will be ticketed.

**THE VILLAGE of
HARWOOD HEIGHTS**
7300 West Wilson Avenue
Harwood Heights, Illinois 60706
Telephone: 708-867-7200



1. Village Hall, Police Department, Business Offices
2. Water Reservoir, Public Works Office and Garage
3. Union Ridge School, School District #88
4. Church of the Open Door
5. Union Ridge Bible School
6. St. Rosalie's Catholic Church
7. Norwood Park Township Fire Station
8. Water Tower
9. Eisenhower Public Library

